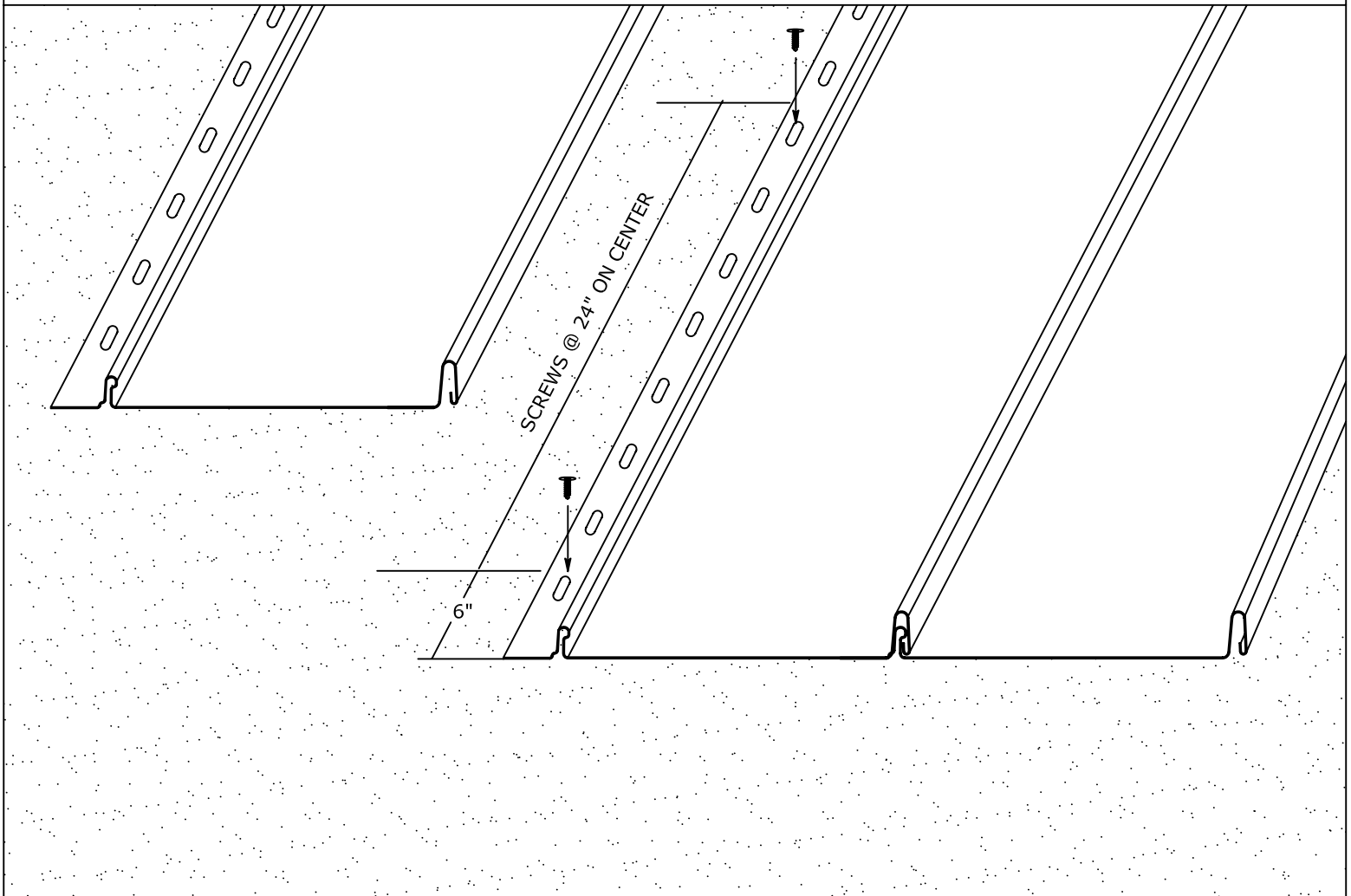



NCR PANEL

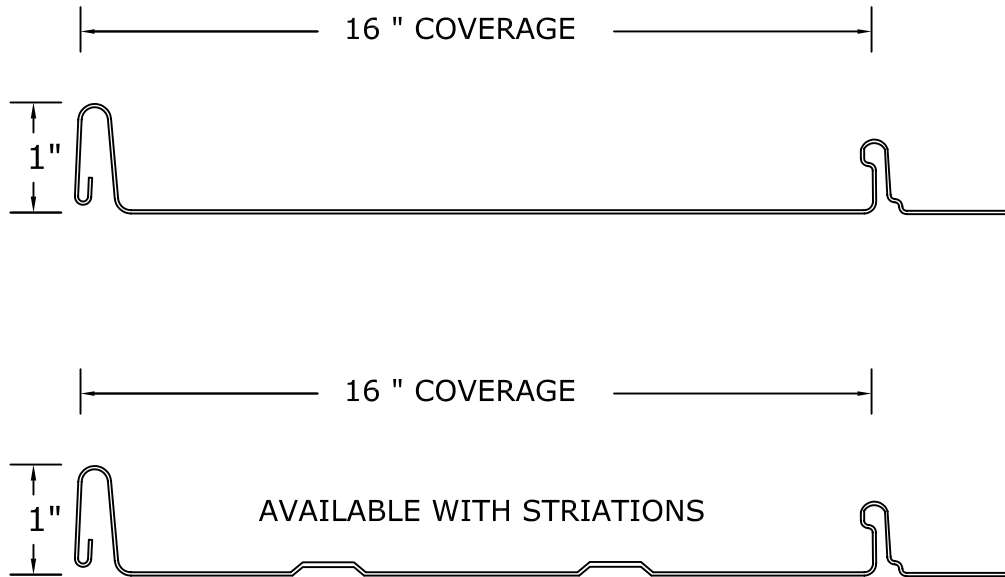
NO CLIPS REQUIRED

26 GAUGE





NCR PANEL



-INSTALLATION-

NCR PANELS ARE INSTALLED ONLY OVER SOLID DECKING

- 1- THE FIRST PANEL IS PLACED ON THE ROOF AT THE DESIRED START POINT.
- 2- A SCREW IS PLACED IN THE FLANGE OF THE PANEL AT 6" FROM THE EAVE. FROM THERE, A SCREW IS PLACED EVERY 2' ON CENTER.
- 3- THE NEXT PANEL IS PLACED ON THE ROOF WITH THE FEMALE LEG SNAPPING OVER THE MALE LEG.
- 4- WHEN INSTALLING, CARE MUST BE USED TO INSURE FASTENERS WILL ALLOW FOR THE EXPANSION AND CONTRACTION OF THE PANEL IN THE PROVIDED SLOTS.

-NOTES-

- SOLID DECKING IS REQUIRED FOR THIS PANEL
- NCR IS AN INTEGRAL PANEL. IT IS A FASTER INSTALLATION WITHOUT BATTENS. IT CAN ONLY BE INSTALLED IN ONE DIRECTION.
- IT IS PROTECTED BY A SILICONIZED POLYESTER PAINT SYSTEM.
- NCR IS MANUFACTURED FROM 26 GAUGE STEEL.